




QUARTERLY REPORT OF REVENUE AND OTHER RECEIPTS
As at the Quarter Ending September 30, 2022

Department : State Universities and Colleges (SUCs)
 Agency : Negros Oriental State University
 Operating Unit : < not applicable >
 Organization Code (UACS) : 08 072 0000000
 Fund Cluster : 05 - Internally Generated Funds

Classification/Sources of Revenue and Other Receipts	UACS CODE	REVENUE TARGET (Annual) per BESF	Actual Revenue and Other Receipts Collections					Cumulative Remittance/Deposits to Date			Variance		Remarks
			1st Quarter Ending March 31	2nd Quarter Ending June 30	3rd Quarter Ending Sept. 30	4th Quarter Ending Dec. 31	Total	Remittance to BTr	Deposited with AGDB	TOTAL	Amount	%	
1	2	3	4	5	6	7	8=[(6+(-)7)-8+9]	9	10	11=(9+10)	12=(8-3)	13=(12/3)	14
Internally Generated Funds		504,800,000.00	7,486,157.96	311,685,503.78	6,044,033.11	0.00	325,215,694.85	0.00	325,215,694.85	325,215,694.85	(179,584,305.15)	-36 %	
Revenue Collections		504,800,000.00	5,125,563.35	310,793,555.30	5,006,776.10	0.00	320,925,894.75	0.00	320,925,894.75	320,925,894.75	(183,874,105.25)	-36 %	
Cash Revenue		504,800,000.00	5,125,563.35	310,793,555.30	5,006,776.10	0.00	320,925,894.75	0.00	320,925,894.75	320,925,894.75	(183,874,105.25)	-36 %	
Not Applicable		504,800,000.00	5,125,563.35	310,793,555.30	5,006,776.10	0.00	320,925,894.75	0.00	320,925,894.75	320,925,894.75	(183,874,105.25)	-36 %	
Tuition Fees	4020201001	395,762,000.00	4,577,368.55	251,408,180.30	3,757,145.50	0.00	259,743,694.35	0.00	259,743,694.35	259,743,694.35	(136,018,305.65)	-34 %	
Income from Other Sources	4020201003	109,038,000.00	548,194.80	59,384,375.00	1,249,630.60	0.00	61,182,200.40	0.00	61,182,200.40	61,182,200.40	(47,855,799.60)	-44 %	
Non-Revenue Collections/Other Receipts		0.00	2,360,594.61	891,948.48	1,037,257.01	0.00	4,289,800.10	0.00	4,289,800.10	4,289,800.10	4,289,800.10	0 %	
Cash Receipts		0.00	2,360,594.61	891,948.48	1,037,257.01	0.00	4,289,800.10	0.00	4,289,800.10	4,289,800.10	4,289,800.10	0 %	
Not Applicable		0.00	2,360,594.61	891,948.48	1,037,257.01	0.00	4,289,800.10	0.00	4,289,800.10	4,289,800.10	4,289,800.10	0 %	
Due from Operating Units	1030404000	0.00	0.00	52,509.07	300,356.47	0.00	352,865.54	0.00	352,865.54	352,865.54	352,865.54	0 %	Due from Other Funds- Replenishment of remittances' payments from other funds
Receivables - Disallowances/Charges	1030501000	0.00	459,401.90	424,571.35	0.00	0.00	883,973.25	0.00	883,973.25	883,973.25	883,973.25	0 %	Disallowances
Advances for Special Disbursing Officer	1990103000	0.00	0.00	338,254.36	106,841.50	0.00	445,095.86	0.00	445,095.86	445,095.86	445,095.86	0 %	Refund of Cash Advances
Advances to Officers and Employees	1990104000	0.00	17,395.00	8,352.50	50,496.48	0.00	76,243.98	0.00	76,243.98	76,243.98	76,243.98	0 %	Refund of Cash Advances
Government Equity	3010101000	0.00	1,840,570.41	0.00	550,282.96	0.00	2,390,853.37	0.00	2,390,853.37	2,390,853.37	2,390,853.37	0 %	Fund Replenishment from prior year expenses
Honoraria - Civilian	5010210001	0.00	4,037.50	0.00	4,600.00	0.00	8,637.50	0.00	8,637.50	8,637.50	8,637.50	0 %	Refund of Honoraria
Collective Negotiation Agreement Incentive - Civilian	5010299011	0.00	0.00	31,150.00	0.00	0.00	31,150.00	0.00	31,150.00	31,150.00	31,150.00	0 %	Refund of CNA
Water Expenses	5020401000	0.00	0.00	35,012.40	24,679.60	0.00	59,692.00	0.00	59,692.00	59,692.00	59,692.00	0 %	Share in water consumption of contractors
Electricity Expenses	5020402000	0.00	38,917.80	2,098.80	0.00	0.00	41,016.60	0.00	41,016.60	41,016.60	41,016.60	0 %	Share in electricity consumption of contractors
Labor and Wages	5021601000	0.00	272.00	0.00	0.00	0.00	272.00	0.00	272.00	272.00	272.00	0 %	Refund of Overpayments
TOTAL		504,800,000.00	7,486,157.96	311,685,503.78	6,044,033.11	0.00	325,215,694.85	0.00	325,215,694.85	325,215,694.85	(179,584,305.15)	-36 %	

Certified Correct:

MAURICE ANAVER B. DORDADO, CPA
 University Chief Accountant
 Date: 10/24/22 12:10 PM

Recommending Approval:

RENE BOY A. CATUBIG, CPA
 Chief Administrative Officer-Finance
 Date: 10/24/22 5:35 PM

Approved By:

JOEL P. LIMSON, PH.D.
 University President
 Date: 10/24/22 5:49 PM

QUARTERLY REPORT OF REVENUE AND OTHER RECEIPTS
As at the Quarter Ending September 30, 2022

Department : State Universities and Colleges (SUCs)
 Agency : Negros Oriental State University
 Operating Unit : < not applicable >
 Organization Code (UACS) : 08 072 0000000
 Fund Cluster : 07 - Trust Receipts

Classification/Sources of Revenue and Other Receipts	UACS CODE	REVENUE TARGET (Annual) per BESF	Actual Revenue and Other Receipts Collections					Cumulative Remittance/Deposits to Date			Variance		Remarks
			1st Quarter Ending March 31	2nd Quarter Ending June 30	3rd Quarter Ending Sept. 30	4th Quarter Ending Dec. 31	Total	Remittance to BTr	Deposited with AGDB	TOTAL	Amount	%	
1	2	3	4	5	6	7	8=[(6+(-)7)-8+9]	9	10	11=(9+10)	12=(8-3)	13=(12/3)	14
Trust Receipts		1,211,000.00	305,600.00	323,500.00	1,090,000.00	0.00	1,719,100.00	0.00	1,719,100.00	1,719,100.00	508,100.00		42 %
Trust Receipts Deposited with Authorized Government Depository Banks (AGDB)		1,211,000.00	305,600.00	323,500.00	1,090,000.00	0.00	1,719,100.00	0.00	1,719,100.00	1,719,100.00	508,100.00		42 %
Trust receipts for Funded Projects, Scholarship Grants, proceeds for sale of bid documents and others from government units, contractors, and other private organizations		1,211,000.00	305,600.00	323,500.00	1,090,000.00	0.00	1,719,100.00	0.00	1,719,100.00	1,719,100.00	508,100.00		42 %
TOTAL		1,211,000.00	305,600.00	323,500.00	1,090,000.00	0.00	1,719,100.00	0.00	1,719,100.00	1,719,100.00	508,100.00		42 %

Certified Correct:

MAURICE ANAVER B. DORDADO, CPA

University Chief Accountant

Date: 10/24/22 17:10 PM

Recommending Approval:

RENE BOY A. CATUBIG, CPA

Chief Administrative Officer-Finance

Date: 10/24/22 5:35 PM

Approved By:

JOEL P. LIMSON, PH.D.


University President

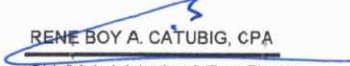
Date: 10/24/22 5:49 PM


QUARTERLY REPORT OF REVENUE AND OTHER RECEIPTS
As at the Quarter Ending September 30, 2022

Department : State Universities and Colleges (SUCs)
 Agency : Negros Oriental State University
 Operating Unit : < not applicable >
 Organization Code (UACS) : 08 072 0000000
 Fund Cluster : 06 - Business Related Funds

Classification/Sources of Revenue and Other Receipts	UACS CODE	REVENUE TARGET (Annual) per BESF	Actual Revenue and Other Receipts Collections					Cumulative Remittance/Deposits to Date			Variance		Remarks
			1st Quarter Ending March 31	2nd Quarter Ending June 30	3rd Quarter Ending Sept. 30	4th Quarter Ending Dec. 31	Total	Remittance to BTr	Deposited with AGDB	TOTAL	Amount	%	
1	2	3	4	5	6	7	8={6+(-7)-8+9}	9	10	11=(9+10)	12=(8-3)	13=(12/3)	14
Business Related Funds		2,062,000.00	1,296,377.03	701,162.85	546,658.25	0.00	2,544,198.13	0.00	2,544,198.13	2,544,198.13	482,198.13	23 %	
Revenue Collections		2,062,000.00	1,296,377.03	701,162.85	546,658.25	0.00	2,544,198.13	0.00	2,544,198.13	2,544,198.13	482,198.13	23 %	
Cash Revenue		2,062,000.00	1,295,678.15	701,162.85	545,913.25	0.00	2,542,754.25	0.00	2,542,754.25	2,542,754.25	480,754.25	23 %	
Net Applicable		2,062,000.00	1,295,678.15	701,162.85	545,913.25	0.00	2,542,754.25	0.00	2,542,754.25	2,542,754.25	480,754.25	23 %	
Other Business Income	4020299099	2,062,000.00	1,295,678.15	701,162.85	545,913.25	0.00	2,542,754.25	0.00	2,542,754.25	2,542,754.25	480,754.25	23 %	
Non-Cash Revenue		0.00	698.88	0.00	745.00	0.00	1,443.88	0.00	1,443.88	1,443.88	1,443.88	0 %	
Net Applicable		0.00	698.88	0.00	745.00	0.00	1,443.88	0.00	1,443.88	1,443.88	1,443.88	0 %	
Miscellaneous Income	4060999000	0.00	698.88	0.00	745.00	0.00	1,443.88	0.00	1,443.88	1,443.88	1,443.88	0 %	Liquidated Damages
TOTAL		2,062,000.00	1,296,377.03	701,162.85	546,658.25	0.00	2,544,198.13	0.00	2,544,198.13	2,544,198.13	482,198.13	23 %	

Certified Correct:

MAURICE ANAVER B. DORDADO, CPA
 University Chief Accountant
 Date: 10/24/22 17:10 PM

Recommending Approval:

RENE BOY A. CATUBIG, CPA
 Chief Administrative Officer-Finance
 Date: 10/24/22 5:35 PM

Approved By:

JOEL P. LIMSON, PH.D.
 University President
 Date: 10/24/22 5:49 PM